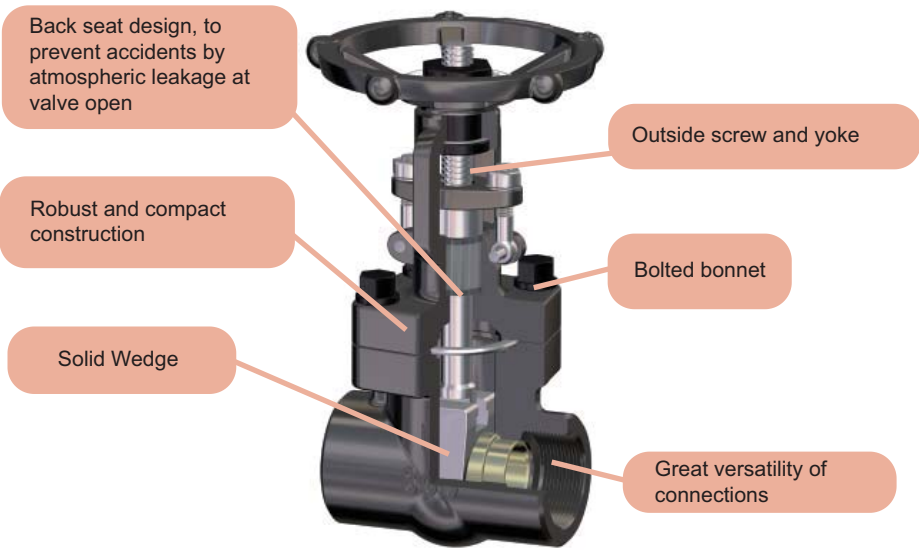
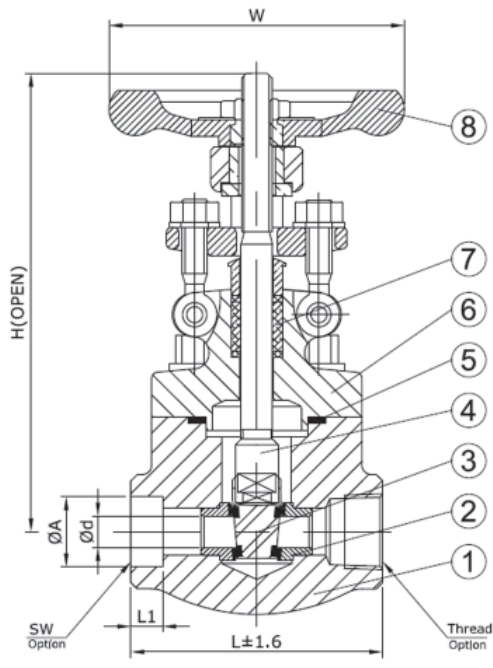


S99 Forged Gate Valves are of outside screw and yoke, bolted bonnet, conventional port, solid conical wedge and compact design. S99 valves are serial made ones being some of their trim parts interchangeable to other valve ratings thus providing a great manufacturing versatility. Valves are of bidirectional design and of easy operation being largely used in the power, chemical and oil industry sectors. The range is also comprehensive of pressure sealed valves, specifically suited to high pressure services in the power sector. The standard operation is achieved by hand wheel .



Isolating Linear Valves for On/off* Leakage Rate according to API 598 * Bidirectional design *Manufacturing Design to API 602 * Size range: 3/8" - 4 " * Design Pressure Rating: 150/300/600/800/900/1500/2500 * Design Temperature Range: -30°C - 425 °C * Pressure / Temperature Range to ASME B.16.34 * Valve End connections: threaded ends BSP ISO228-1, BSPT ISO 7-1 or NPT ANSI B1.20.1, welded ends SW ANSI B16.11 or BW ANSI B16.25, flanged ASME B16.5 RF or RTJ * PED 97/23/CE Approval.



Main Parts and Materials

N°	PARTE	MATERIAL
1	BODY	Forged Steel A105 / A182 F22 / A182 F304 (L) / A182 F316 (L)
2	SEAT	410 / 410 + HF
3	WEDGE	F6A / F6A + HF
4	STEM	A276-410
5	GASKET	Graphite
6	BONNET	Forged Steel A105 / A182 F22 / A182 F304 (L) / A182 F316 (L)
7	PACKING	Graphite
8	HANDWHEEL	A197

Main parts only, rest under request.

Fig. 99A0_A8	Wedge	Seat
TRIM #1	A216WCB+13Cr	A105+13Cr
TRIM #5	A216WCB+HF	A105+HF
TRIM #8	A216WCB+13Cr	A105+HF

* HF = Material endurecido / Hard faced

Main Valve Dimensions (mm)

DN	3/8"	1/2"	3/4"	1"	1 1/4"	1 1/2"	2"
H	169	169	182	208	254	290	330
L	79	79	92	111	120	120	140
W	96	96	96	120	150	159	180
L1	9,6	9,6	12,7	12,7	12,7	12,7	15,9
A	17,6	22,2	27,7	34,5	43,2	49,1	61,1
d	7,5	9,0	12,0	18,0	23,0	30,0	36,0

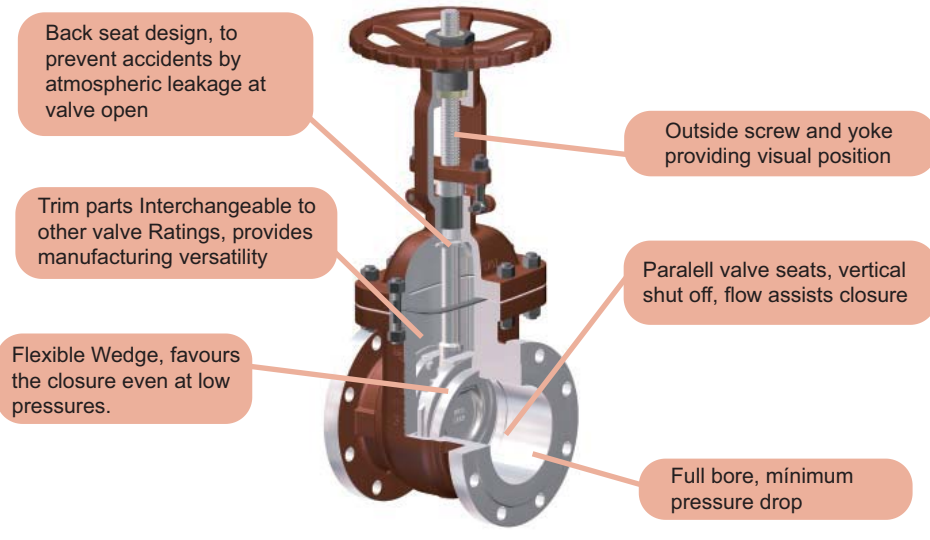
Options

Pressure Seal Design*NACE MR-075* Other Trim combinations * Special paint and coat *Higher pressure rated valves* Welded and threaded ends *Actuators

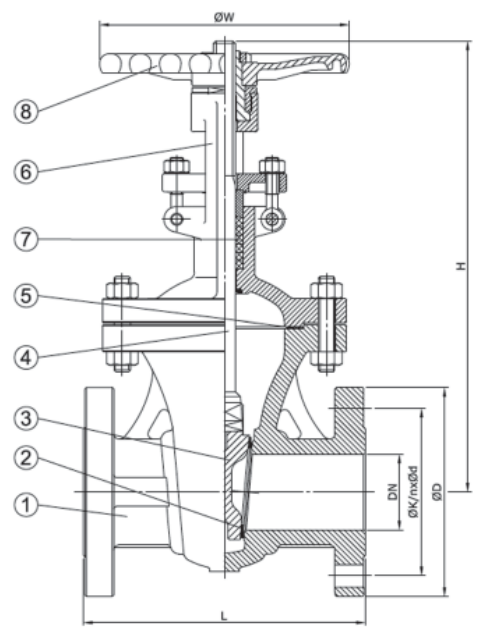
Main Duties

Water* Oil * Gas

S90 gate valves are of full bore and flexible wedge design which provides a great flex to the valve seating surfaces. The two parallel and slightly inclined seats favour a tight shut off even at high pressures. S90 valves are serial made ones being some of their trim parts interchangeable to other valve ratings thus providing a great manufacturing versatility. Valves are of bidirectional design and of easy operation being largely used in the power, chemical and oil industry sectors. The range is comprehensive of pressure sealed valves, specifically suited to high pressure services in the power sector. The standard operation is achieved by hand wheel, however, they can be provided with manual gear, electric and hydraulic actuators.



Isolating Linear Valves for On/off* Leakage Rate according to API 598 * bidirectional design *Manufacturing Design to API 6D* Size range: 2" – 36" (cast valves)* Design Pressure Rating: 150/300/600/900/1500/2500 * Design Temperature Range: -30°C - 450°C * Pressure / Temperature Range to ASME B.16.34*Face to face length ASME B.16.10 * Valve End connections: flanged ASME B.16.5, flange finish RF, RTJ* BW ends to ASME B.16.25 * PED 97/23/CE Approval



Main Parts and Materials

N°	PART	MATERIAL
1	BODY	Cast Steel ASTM A216WCB St. Steel ASTM A351CF8/CF8M
2	SEAT	13Cr / HF / CF8 / CF8M
3	WEDGE	13Cr / HF / CF8 / CF8M
4	STEM	F6A / 304 / 316
5	GASKET	Graphite
6	BONNET	Cast Steel ASTM A216WCB St. Steel ASTM A351CF8/CF8M
7	PACKING	Graphite
8	HANDWHEEL	Cast Iron Ductile Iron

Main parts only, rest under request.

Fig. 90A0_A1	Wedge	Seat	Stem
TRIM #1	F6A	A276-410	A276-410
TRIM #5	F6A+HF	A276-410+HF	A276-410
TRIM #8	F6A	A276-410+HF	A276-41

* HF = Material endurecido / Hard faced

Main Valve Dimensions (mm)

	DN	50	65	80	100	125	150	200	250	300
L (RF) (150#)		178	191	203	229	254	267	292	330	356
L (RF) (300#)		216	241	283	305	381	403	419	457	502
H (150#)		400	435	515	595	725	780	975	1150	1380
H (300#)		420	446	537	619	722	806	1000	1240	1425
W		200	200	250	280	280	300	350	400	450
K (150#)		121	140	152	191	216	241	298	362	432
nxød (150#)		4x19	4x19	4x19	8x19	8x22	8x22	8x22	12x25	12x25
K (300#)		127	149	168	200	235	270	330	387	451
nxød (300#)		8x19	8x22	8x22	8x22	8x22	12x22	12x25	16x29	16x32

Main dimensions for class 150#-300#, rest under request.

Options

Pressure Seal Design*NACE MR-075* Other Trim combinations * Special paint and coat *Higher pressure rated valves* Welded and threaded ends *extended Bonnet for underground service * limit switches * Chained hand Wheel * Electric Actuation * Gear operated*

Main Duties

Water* Oil * Gas